



Office of the Minnesota Secretary of State

Business Data (Active) User Guide

(8/1/2025)

Table of Contents

Overview	3
Data Report Format	3
Business Record Layout & Data Format.....	4
Business Filing Type ¹	5
Business Name	5
File Number ¹	5
Filing Date	5
Status	5
Business Address Type.....	5
Address 1.....	5
Address 2.....	5
City	5
Region Code	5
Zip Code	5
	1

Zip Code Ext	5
Country Name	5
Business Party Name Type	6
Party Full Name	6
Next Renewal Due Date	6
Sample Data Output.....	6
How to View Business Data using Excel.....	7
Freeze Top Row Feature	7
Filter Feature.....	9
Sort Feature	12

Overview

The Office of the Minnesota Secretary of State (OSS) offers active business data for purchase.

A data request in the context of this document is a means for requesting active business records. This excludes inactive records.

The following business types are included:

- Assumed Name
- Business Corporation (Domestic)
- Business Corporation (Foreign)
- Cooperative Association
- Cooperative (Domestic)
- Cooperative (Foreign)
- Housing Cooperative
- Limited Liability Company (Domestic)
- Limited Liability Company (Foreign)
- Limited Liability Partnership (Domestic)
- Limited Liability Partnership (Foreign)
- Limited Partnership (Domestic)
- Limited Partnership (Foreign)
- Nonprofit Corporation (Domestic)
- Nonprofit Corporation (Foreign)

The data file includes the business name and the primary address on record for each active business.

Data Report Format

The data is provided as a comma separated value (CSV) file. The file is delivered as a compressed (zip) file.

Business Record Layout & Data Format

Column names are included on first line of file.

All values are separated by a comma and enclosed by double-quotes.

The name of the data file contains the date the file was run on.

The fields for the business filing records are provided in the table below.

Business Record	Description
Business Filing Type ¹	Business Type
Business Name	Current Minnesota Business Name registered in Minnesota.
File Number ¹	Original Filing Number assigned to this business entity. File number may include non-numeric characters such as dashes and letters.
Filing Date	Original Filing Date the business entity was created on. Note: Not all records have a complete month/day/year for the filing date.
Status	Filing Status indicates the business record status in Minnesota at the time this file was generated. Note: Only active records are provided in the output.
Business Address Type	The primary business address required for the entity.
Address 1	Address line 1
Address 2	Address line 2
City	City Name Note: The city is provided to this office by the filer.
Region Code	Region Code (For U.S. this is the state)
Zip Code	Postal Code Note: The postal code is provided to this office by the filer.
Zip Code Ext	Postal Code Extension Note: The postal code extension is provided to this office by the filer.
Country Name	Country Name

Business Record	Description
Business Party Name Type	<p>The primary business party name for the entity.</p> <p>Only one Business Party Name Type is provided. Example: If there are two registered agents for a business, the output will list only one of the agents.</p> <p>Note: Not all entities require a primary party name.</p>
Party Full Name	Business Party Name Type listed as Individual or Organization Name. If a Business Party Name Type is not provided this field will be blank.
Next Renewal Due Date	<p>Indicates the date when the next Minnesota renewal is expected to be filed.</p> <p>Note: Nonprofit Corporation (Foreign) business filing types do not file an annual renewal.</p>

¹The File Number and Business Filing Type can be used as a composite key to define uniqueness.

Sample Data Output

Business Filing Type	Business Name	File Number	Filing Date	Status	Business Address Type	Address 1	Address 2	City	Region Code	Zip Code	Zip Code Ext	Country Name	Business Party Name	Party Full Name	Next Renewal Due Date
Limited Liability Company (Domestic)	2639-41 Nicollet LLC	901731000022	9/13/2016	Active	Registered Office Address	1085 1/2 Grand Avenue		St. Paul	MN	55105		USA			12/31/2022
Assumed Name	Petersen Consultants	919075100022	12/6/2016	Active	Principal Place of Business Address	2080 MARY HILLS DR		GOLDEN VALLEY	MN	55422	4222	USA	Applicant	Ryan L Petersen	12/31/2023
Limited Liability Company (Domestic)	Inky Elf L. L. C.	719072700027	12/17/2013	Active	Registered Office Address	16965 Rabbit Street NW		Rabbit Street NW	MN	55303		USA			12/31/2022
Assumed Name	Slumberland Furniture of Willmar	277768	12/13/2002	Active	Principal Place of Business Address	1301 SE 1st Str		Willmar	MN	56201		USA	Applicant	Rest Assured III Inc	12/31/2023
Assumed Name	Sanford Clinic Ulen	4033012-5	10/25/2010	Active	Principal Place of Business Address	108 Viking Ave W		Ulen	MN	56585		USA	Applicant	Sanford Clinic North	12/31/2022
Limited Liability Company (Domestic)	Real Estate Equities Management, LLC	1448246-2	7/26/2005	Active	Registered Office Address	579 Selby Ave.		St. Paul	MN	55102	5510	USA	Registered Agent	Real Estate Equities	12/31/2022
Limited Partnership (Domestic)	Village Green Manor LLLP	1373318-3		Active	Registered Agent Address	470 W 78th Str #260 Thies & Tallie		Chanhassen	MN	55317		USA	Registered Agent	Kenneth R Tallie	12/31/2022

How to View Business Data using Excel

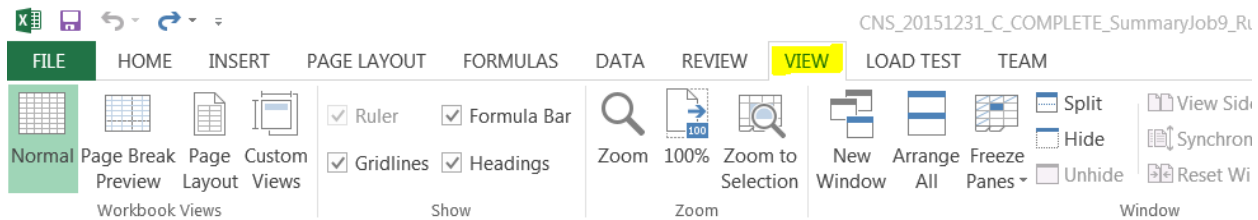
The Office of the Minnesota Secretary of State does not endorse any particular method or commercial product to view or analyze the business data. The following features demonstrate how to use Excel (version 2016) as a tool for viewing and sorting the active business data file.

Freeze Top Row Feature

Freezing the Top or Header Row allows you to keep the header row visible while scrolling through the rest of the spreadsheet.

Freeze Top Row

- Click “View” located on the Tab ribbon



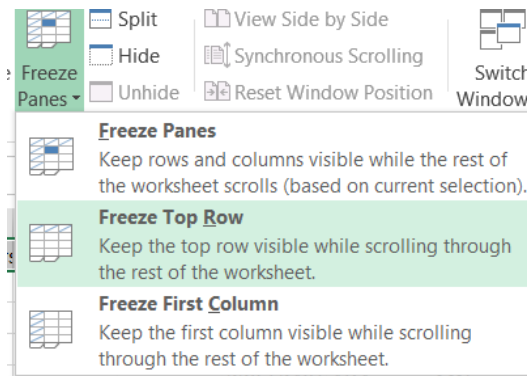
- Click on row 1 to select Top or Header Row

0	Lien Filing	Original Fil	Original Fil	Filing Statu	Terminatic	Debtor Orq	Debtor La:	Debtor Fir:	Debtor Mi:	Debtor Sul	Debtor Ad:	Debtor Cit:	Debtor Si	Debtor Zip	Secured O	Sec
1	1	Effective F	2.01E+11	#####	Active	1	STOP REALTY INC				20 4TH ST	KASSON MN		55944	KASSON STATE	
2	2	Effective F	2.01E+11	#####	Active	29	SWINE LLP				32686 460	HANCOCK MN		56244	AGCOUNTRY F.	
3	3	Effective F	2.01E+11	#####	Active	29	SWINE LLP				32686 460	HANCOCK MN		56244	AGCOUNTRY F.	
4	4	Effective F	2.01E+11	6/3/2013	Active	3	JS FARM PARTNERSHIP				2297 240T	ADA MN		56510	FRANDSEN BAF	

- Click on “Freeze Panes”



- Select “Freeze Top Row”

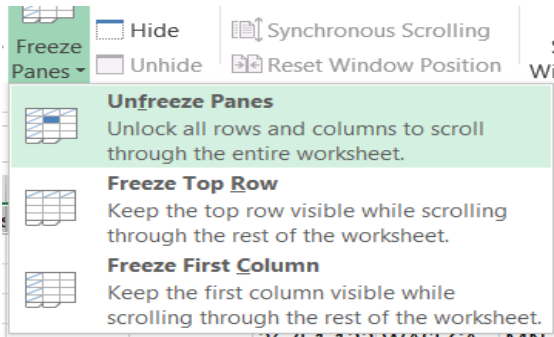


Unfreeze Top Row (Header Row)

- Click on “Freeze Panes”



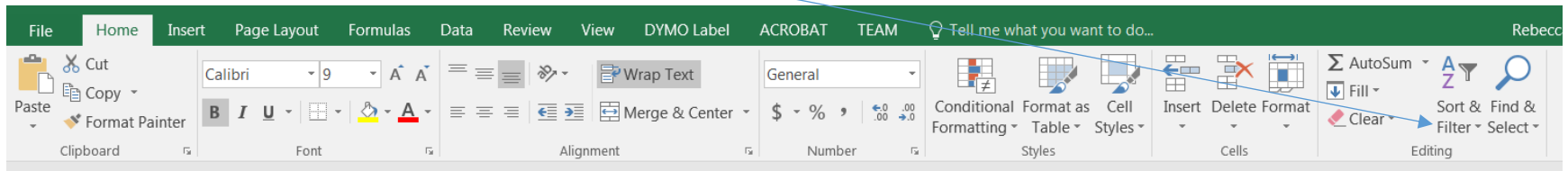
- Select “Unfreeze Panes”



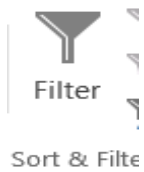
Filter Feature

Applying a Filter to the Top or Header Row allows you to display only data based on the filters that have been applied.

- Highlight Row 1 on the excel spreadsheet
- Under the Home Tab, click the drop down for Sort & Filter



- Click "Filter"



- A drop down arrow is placed at the end of each column on the Header Row

A	B	C	D	E	F	G	H	I	J	K	L	M	N	O
Business Filing Type	Business Name	File Number	Filing Date	Status	Business Address Type	Address 1	Address 2	City	Region Code	Zip Code	Zip Code Ext	Country Name	Business Party Name Type	Party Full Name

- Click on the drop down arrow to filter or search criteria for the column
- Click on the drop down arrow to clear the filter from the column

Example 1 - To display only business records that were filed in a particular year:

- Click the down arrow on the column labeled Filing Date
- Click "Select All" to unselect all items in list
- Select the "Year"
- Click "OK"
- Only business records that have a filing date in the year selected will display

Example 2 – To display only business records by a specific city:

- Click the down arrow on the column labeled City
- Click "Select All" to unselect all items in list
- Select the "Cities"
- Click "OK"
- Only business records that have the city selected will display

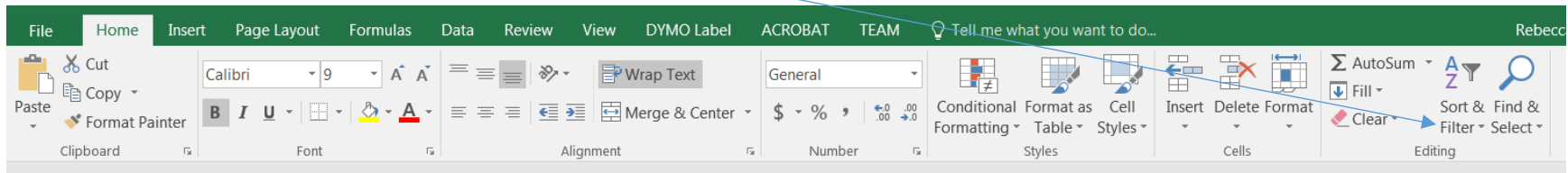
Example 3 – To display only business records that were filed in a particular year for a specific city:

- Click the down arrow on the column labeled Filing Date
- Click "Select All" to unselect all items in list
- Select the "Year"

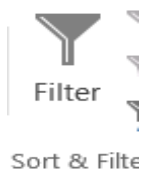
- Click “OK”
- Only business records that have a filing date in the year selected will display
- Click the down arrow on the column labeled City
- Click “Select All” to unselect all items in list
- Select the “Cities”
- Click “OK”
- Only business records that have the city selected will display

To remove the filter on the top or header row:

- Highlight Row 1 on the excel spreadsheet
- Under the Home Tab, click the drop down for Sort & Filter



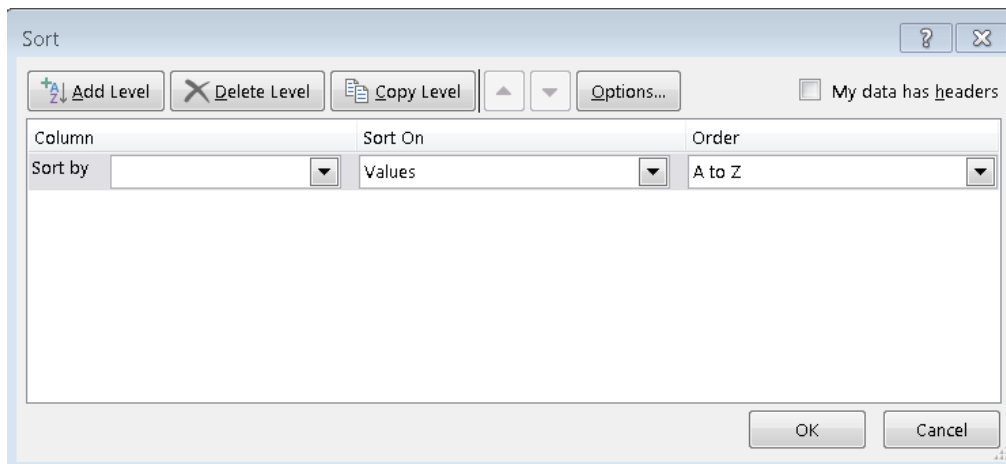
- Click “Filter”



Sort Feature

Sorting provides the spreadsheet to display in the order identified.

- Click and highlight the entire Excel file (position cursor in field before A and above 1)
- With the Excel file highlighted, select the “Data” tab on the command line
- Click “Sort” on ribbon
- Sort box opens (see below)



- Check box that “My data has headers” in upper right corner
- Click the down arrow for “Sort By” and select the filing category you wish to view from the drop down list
- Continue to click “Add Level” if you wish to add a second “Sort By” option